

FURNISHING OPTIONS - HARDSCAPE TRANSITIONS

INTRODUCTION

The hardscape materials selected and used along Wye Road will have the greatest impact on how pedestrians and drivers will move through the area. The more transitional materials used; the more people are likely to 'read' the streetscape and move through it with ease. An increase in transitional materials will also signify to drivers that this is a special place and they should slow down.

The following options reveal opportunities of how to hardscape transitional spaces such as cross walks, plaza or storefront entries, or border sidewalks and medians.



FURNISHING OPTIONS - HARDSCAPE TRANSITIONS

PLAZA PAVING OPTIONS



OPTION 1: HYDRAPRESSED SLABS

These slabs could be suitable for the plaza areas because they are hydraulically pressed to be durable and dense, which would guarantee long term wear. In addition, the finish on these slabs are non-slip, making them a great choice for an area of high public activity. The images shown left are examples of hydrapressed slabs.



Refer to www.pavingstones.com for further information or suitable local alternative

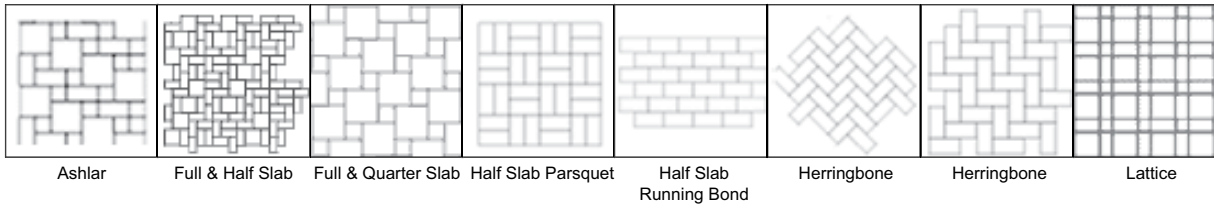
OPTION 2: INTERLOCKING PAVERS

Interlocking pavers are a great option for the plaza area as they are easy to install, low maintenance, and do not weather easily. They are well suited for areas of high activity and come with a variety of colour and pattern choices that would work well within context with the theme. The images shown right are examples of interlocking pavers.

Refer to www.pavingstones.com for further information or suitable local alternative



Below are common paving pattern options



FURNISHING OPTIONS - HARDSCAPE TRANSITIONS

CROSSWALK & DETAILING OPTIONS

OPTION 1: PATTERNED PAVERS BY PERMA PAVING STONE COMPANY

A unique 'fishtail' formed way to placing pavers is a specialty of the company described here. Examples of work by the Perma Paving Stone Company (right) demonstrate how the fanned appearance on the brickwork in the photographs emphasize the placement of key features in the landscape. Such an option should be considered for unique crosswalk designs or areas of interest along the streetscape requiring different hardscape treatments.

Refer to www.permapavingstone.com for further information.



FURNISHING OPTIONS - HARDSCAPE TRANSITIONS

CROSSWALK & DETAILING OPTIONS

OPTION 2: STREETPRINT PAVING BY INTEGRATED PAVING CONCEPTS

Streetprint paving is a patented product created by Integrated Paving Concepts in Surrey, BC. This product is applied through heating up asphalt, applying a texture, and finishing it with a high-performance bond coating.

Products such as streetprint or duratherm (shown on the next two pages) is highly recommended for consideration as they are extremely cost effective in comparison to actual pavers. These products are proven to tolerate Northern conditions as they have been used for primary streetscaping projects in cities such as Jasper, Alberta and Whistler, British Columbia.

Refer to www.integratedpaving.com for further information or suitable local alternative.

Below are images depicting the installation of the streetprint product




Right are images of the streetprint product after installation.



FURNISHING OPTIONS - HARDSCAPE TRANSITIONS

CROSSWALK & DETAILING OPTIONS

OPTION 3: DURATHERM BY INTEGRATED PAVING CONCEPTS



Left is a cut section showing the fusion between the duratherm material and asphalt.

Below are images depicting the typical installation process for the duratherm product.



The duratherm product is a high-performance thermoplastic that can be installed through fusing it with heated asphalt.

Like streetprint, duratherm can handle the weathering effects from northern conditions and is extremely cost effective.

Duratherm is recommended for consideration because it can offer a unique decorative element to any streetscape. The thermoplastic used in this product can be stenciled into any shape. It has provided numerous cities with the opportunity to incorporate community crests or theme related logos into their streets; greatly contributing to the overall aesthetic quality their surrounding area.

Refer to www.integratedpaving.com or suitable local alternative



The images shown (above and below) here are close-ups of the duratherm product embedded into an asphalt street.



FURNISHING OPTIONS - HARDSCAPE TRANSITIONS


CROSSWALK & DETAILING OPTIONS

OPTION 3: DURATHERM BY INTEGRATED PAVING CONCEPTS (CONTINUED)



The images bordering the bottom of this page show the duratherm product as installed in Jasper, Alberta. The town of Jasper is a northern destination revered for its amazing views of the mountains. Connaught Drive in Jasper is the central primary road passing through the town, which manages a high volume of traffic and an even higher volume of pedestrians.

A northern theme was carried throughout Connaught Drive and its surrounding area. The theme was translated into the hardscape by placing a logo along all pedestrian crosswalks, accompanied with additional transition materials. Refer to the images below and the website www.integratedpaving.com for further information (or suitable local alternative).



FURNISHING OPTIONS - HARDSCAPE TRANSITIONS

FORMED PLANTER / SEATING WALL



The images on this page depict various materials used to create seating walls. It is recommended that blocks of rough-cut granite or a similar material be used to create seating wall planters along Wye road. Such a material would have a raw aesthetic quality and would tie in well with the overall theme.

The material used for the planters could also be considered for forming the raised roadway median.

Note: All major walls should be cast in place concrete. The images shown right are examples of cast in place concrete with stone cladding. Cast in place concrete forms yield a high level of aesthetic quality, and more importantly, permanence.

